


———— FOLD LINES
- - - - CUT LINES



Supplies: scissors, stickers/tape

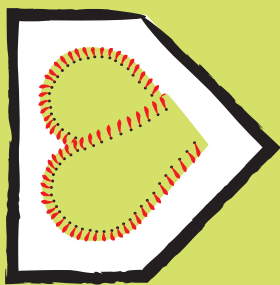
Step 1: Flip paper over so the blank side is facing you.

Step 2: Fold the right side over and crease at the # 1 fold line. Do the same for the left side and crease at the # 2 fold line.

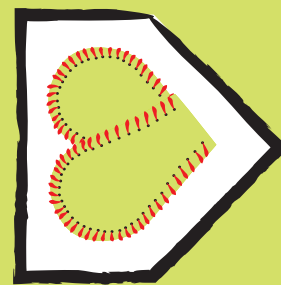
Step 3: Fold the top down at the # 3 fold line. Do the same for bottom and crease at the # 4 fold line.

Step 4: Open heart, and cut along the dotted line.


To: _____
you
Stole
my
FROM: _____



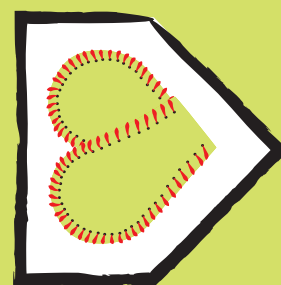
To: _____
you
Stole
my
FROM: _____




To: _____
you
Stole
my
FROM: _____




To: _____
you
Stole
my
FROM: _____




To: _____
you
Stole
my
FROM: _____




To: _____
you
Stole
my
FROM: _____



To: _____
you
Stole
my
FROM: _____



To: _____
you
Stole
my
FROM: _____



Step 5: Trim cards and insert into envelope.
Step 6: Close flap with a sticker or tape.